



The Steel Company of Canada

Hamilton Works Community Liaison Committee (CLC) Meeting

May 3, 2023

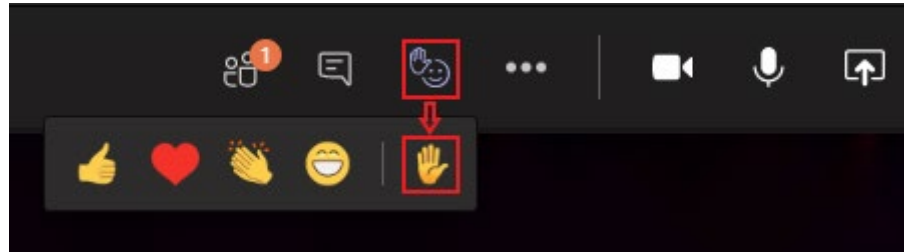


Conducting Our Meeting

Questions and Comments



- Through the course of the meeting, we will be taking questions from members of Stelco's Community Liaison Committee (CLC). Members of the public are asked to hold their questions until the Community Feedback portion of the agenda.
- Please indicate your desire to ask a question by using the 'raise hand' tool at the top of your MS Teams screen.




- Please click on the 'raise hand' feature a second time to lower your hand.
- We will cycle through the questions and comments in the order they are received.
- If you have multiple questions, we ask that you ask your first question and then return to the queue so that everyone has equal opportunity to make their comments.
- Alternatively, you can utilize the chat feature to type a question or comment.

Agenda




1. Welcome
2. Review and Approval of Agenda
3. Review and Approval of Minutes of 1 Feb 2023 Meeting
4. Coke Battery Performance
5. Community Feedback
6. Adjournment



Agenda



1. Welcome
2. Review and Approval of Agenda
3. Review and Approval of Minutes of 1 Feb 2023 Meeting
4. **Coke Battery Performance**
5. Community Feedback
6. Adjournment



Coke Battery Performance – Method 303

Performance Review – Daily (Q1 2023)



Date	Doors (% Leaks)	Lids (% Leaks)	Off-takes (% Leaks)
2015 Thresholds (July 2 start)	54%	2%	NA
2016 Thresholds	32%	2%	NA
2017-2019 Thresholds	10%	2%	5%
2020 - 2023 Thresholds	5%	1%	4%
January – March 2023 Range (Average)	0 – 4.28% (1.24%)	0 – 0.53% (0.07%)	0 – 2.60% (0.41%)

Daily Measurements Performed in Q1

- All weekdays, except for holidays
- 2 Saturdays (2 Saturdays for 2023 year)
- 3 Sundays (3 Sundays for 2023 year)

January – March Operational Adjustments

- None

Coke Battery Performance – Method 303

Performance Review – 30-Day Rolling Avg. (Q1 2023)



Date	Doors (% Leaks)	Lids (% Leaks)	Off-takes (% Leaks)	Charging (sec) (log avg)
2015 Limits (July 2 start)	38%	0.8%	25%	12 sec
2016 Limits	22.5%	0.8%	15%	12 s
2017-2019 Limits	7%	0.8%	4.2%	12 s
2020 - 2023 Limits	4%	0.4%	2.5%	12 s
January - March 2023 Range (Average)	0.68 – 1.65% (1.16%)	0.01 – 0.11% (0.04%)	0.33 – 1.03% (0.51%)	2.05 – 3.68s (2.68 s)

January – March Performance

- In compliance with 2023 limits

Coke Battery Performance – Method 303

Performance Review – Daily Observations (Q1 2023)



Date	Pushing Emission (opacity %)
2015 Threshold (July 2 start)	≥ 50%
2016 – 2018	≥ 50%
2019	≥ 40%
2020 - 2023	≥ 30%
January – March 2023 Range (Average)	0 – 40% (7.29%)

January - March Operational Adjustments

- 2 operational adjustment for pushing

Coke Battery Performance

Additional Items




Community Feedback

- No community feedback was received by Stelco in Q1 2023
- MECP invited to provide verbal comments

Agenda




1. Welcome
2. Review and Approval of Agenda
3. Review and Approval of Minutes of 1 Feb 2023 Meeting
4. Coke Battery Performance
5. **Community Feedback**
6. Adjournment



Additional Questions?


- Please contact us with concerns or questions about our operations - environment@stelco.com



Agenda



1. Welcome
2. Review and Approval of Agenda
3. Review and Approval of Minutes of 1 Feb 2023 Meeting
4. Coke Battery Performance
5. Community Feedback
6. **Adjournment**





The Steel Company of Canada